

We live packaging.

**HUBER**  
PACKAGING

PartyKEG  classic

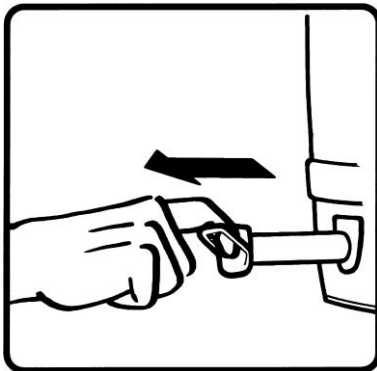
Please recycle this keg



Tapping instruction 01/2019

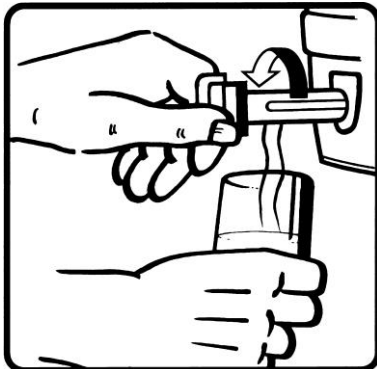
Tapping instruction for HUBER PartyKEG classic,  
the 5-liter partykeg with integrated tap.

**Recommended operating instructions:**



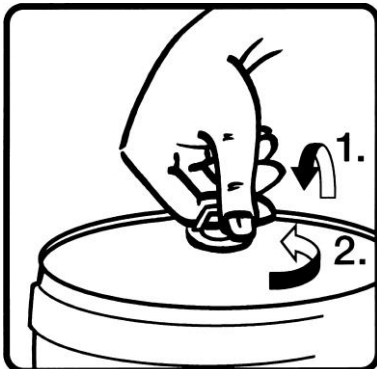
**Pulling the tap:**

Pull out the tap on the  
handle until it stops.



**Tapping:**

To relieve the pressure in your  
mini keg, first tap some beer.  
To open, turn the  
tap to the left.  
To close, turn back to the right



**Now vent your mini keg:**

Lift the handle & turn  
a quarter to the left.  
Now resume pouring.  
Close the vent at top  
when not in use.



Once opened, enjoy your mini keg within 3-4 days

**Storage advice:** Store in a cool dry place away from direct sunlight